


# define<sup>®</sup>



Decorative Flat Plate Electrical Accessories in Various Plate Finishes



Switches  
Sockets  
Connection Units  
Fan Isolation Switches  
Blank Plates  
Cooker Control Panels  
Telephone and Data Outlets  
Coaxial and Satellite Outlets

**define**<sup>®</sup>

Decorative Flat Plate Electrical Accessories in Various Plate Finishes

## contents

Switches	c5	Conventional plate accessory design with a standard 6mm return on the plate depth, limits the design opportunities in many installations by virtue of the fact that the plate becomes the feature instead of complementing the features of the decoration in a room.
Power Socket Outlets	c11	
Fused Connection Units	c12	The DEFINE flat plate range of accessories offers up a host of new design opportunities with a comprehensive range of electrical accessory products available in 5 different decorative plate finishes.
Control Switches	c13	
TV, Telephone and Data	c18	
New Media	c20	The comprehensive range of products includes plate switches of different construction, including traditional 'dolly' style, contemporary self coloured Ingot switches and, of course, rotary dimmer switches. The modular construction of the standard moulded CLICK range of switches has been incorporated into the DEFINE range. When used in conjunction with the the MINIGRID range of blank mounting plates, customised switching
Galvanised / Cavity Boxes + Longer Screws	c21	



## Define unique product codes

When ordering any Define products, please specify the required finish by following the simple code structure as demonstrated here.

Plate style

Product finish

Product no.

Insert colour

'INGOT' switch finish (if applicable)



FP BN 536 BK SS

solutions can easily be created with a wide selection of module options.

Amongst the socket range can be found standard switched 13A sockets plus 2A and 5A round pin sockets for dedicated lighting circuits etc..

Different configurations of fused connection units and control switches, together with 45A switches and assorted data and media accessories all contribute to an exciting and aesthetically pleasing wiring solution offered by the high quality DEFINE product group.

All DEFINE products are available with black or white inserts, excluding black nickel finishes which are supplied with black insert and gasket only.

Every DEFINE product featured in the pages of this brochure is available in 5 distinctive quality finishes:

Polished Chrome, Stainless Steel, Brushed Steel\*, Pearl Nickel and Black Nickel. \*UK Design Registration 3015621



Brushed Steel (BS)



Black Nickel (BN)



Pearl Nickel (PN)



Polished Chrome (CH)



Stainless Steel (SS)




# Switches

Modular Ingot Plate Switches  
Dimmer Switches | Toggle Switches

Modular Switches – the standard switch modules used in the DEFINE product are self coloured Ingot style switches which feature single screw fixing to the face plate.

Design flexibility is enhanced by availability of multi-function and fully interchangeable modules from the MINIGRID range. Contact our Sales Office for a copy of the MINIGRID brochure and details on the range of modules available.

These non-furnished 1 & 2 gang plates offer the installer unprecedented flexibility in creating customised switch arrangements. A simple single screw fixing secures the required modules in position. A host of switching options can be achieved by selecting from our range of interchangeable modules.



All Define switch plates are modular as standard, allowing you to create virtually any switch plate you require e.g.

Two way switch next to an intermediate switch (shown above).

# Switches

'Ingot' 10AX Plate Switches (Modular)

**define**<sup>®</sup>



411



412



413



414



416

## 'Ingot' 10AX Plate Switches (Modular)

411	'Ingot' 10AX 1 Gang 2 Way Switch
412	'Ingot' 10AX 2 Gang 2 Way Switch
413	'Ingot' 10AX 3 Gang 2 Way Switch
414	'Ingot' 10AX 4 Gang 2 Way Switch
416	'Ingot' 10AX 6 Gang 2 Way Switch
425	'Ingot' 10AX 1 Gang Intermediate Switch

**Standards:** BSEN60669

**Back Box Depth:** 16mm Minimum **Cable Size:** 4 x 1.5mm<sup>2</sup> / 2 x 2.5mm<sup>2</sup> / 1 x 6mm<sup>2</sup> Maximum

**Dimensions:** 1 Gang (88mm x 88mm x 1.3mm\*), 2 Gang (146mm x 88mm x 1.3mm\*) \*Excluding gasket

Define plates are coated stainless steel, they are available in the following finishes: Brushed Steel (BS), Black Nickel (BN), Pearl Nickel (PN), Polished Chrome (CH) and Stainless Steel (SS). **Understanding the code:** **FP** - Plate Style **BN** - Plate Finish **011** - Product No. **BK** - Insert Colour.



401



402



403



404



406



426

### Switch Plates (Unfurnished)

401	1 Gang Plate Single Aperture
402	1 Gang Plate Twin Aperture
403	1 Gang Plate Triple Aperture
404	2 Gang Plate (2+2) Aperture
406	2 Gang Plate (3+3) Aperture
426	2 Gang Plate 6 In-line Aperture

**Cable Size:** Dependant on module used

**Dimensions:** 1 Gang (88mm x 88mm x 1.3mm\*), 2 Gang (146mm x 88mm x 1.3mm\*) \*Excluding gasket

# Switches

**define**<sup>®</sup>

Dimmer Switches for Tungsten, Halogen & Low Voltage



140



152



153



154

## Dimmer Switches For Tungsten, Halogen & Low Voltage

- |     |  |
|-----|--|
| 140 | 1 Gang 2 Way 400W/Va Resistive/Inductive Dimmer Switch |
| 152 | 2 Gang 2 Way 400W/Va Resistive/Inductive Dimmer Switch |
| 153 | 3 Gang 2 Way 400W/Va Resistive/Inductive Dimmer Switch |
| 154 | 4 Gang 2 Way 400W/Va Resistive/Inductive Dimmer Switch |

Switch modules interchangeable with MiniGrid Modules.

We recommend the use of branded halogen lamps with all DEFINE dimmers. The use of inferior, non-branded lamps may require the nominal rating of the dimmer to be reduced. These dimmer switches have not been designed for use with LED lamps. However, they may be suitable for some good quality LED lamps. For further information please contact the Click Technical support team.

**Standards:** BSEN60669, BSEN55015 **Type:** Leading Edge

**Back Box Depth:** 35mm Minimum **Cable Size:** 2 x 1.5mm<sup>2</sup>

**Dimensions:** 1 Gang (88mm x 88mm x 1.3mm\*), 2 Gang (146mm x 88mm x 1.3mm\*) \*Excluding gasket

Define plates are coated stainless steel, they are available in the following finishes: Brushed Steel (BS), Black Nickel (BN), Pearl Nickel (PN), Polished Chrome (CH) and Stainless Steel (SS). **Understanding the code:** **FP** - Plate Style **BN** - Plate Finish **011** - Product No. **BK** - Insert Colour.



185



186

### Interchangeable Dimmer Switch Modules

- MD9010 1-10V Analogue Dimmer Module (25X62x22mm)
- MD9001 6A 2 Way Push On/Off (Non-Dimmable) Module (25x62x22mm)
- MD9020 250W 2 Way Resistive/Inductive Dimmer Module (25x62x22mm)
- MD9040 400W 2 Way Resistive/Inductive Dimmer Module (25x62x22mm)
- MD9630 630W 2 Way Resistive/Inductive Dimmer Module (48x56x37mm)
- MD9100 1000W 2 Way Resistive/Inductive Dimmer Module
- SP900 Dimmer M10 Nut Runner Tool



SP900



MD9001



MD9630

Use the nut runner to easily exchange dimmer modules and create customised dimmer switch plate. 630W Module only suitable for use with 140.

### Dimmer Mounting Plates & Dimmer Knobs

- 185 Single Dimmer Plate 1000W Max. (Double Plate)
- 186 Twin Dimmer Plate 1630W Max. (Double Plate)

The dimmer modules are supplied separately to the plates listed above.

Switch modules interchangeable with MiniGrid Modules.

We recommend the use of branded halogen lamps with all DECO dimmers. The use of inferior, non-branded lamps may require the nominal rating of the dimmer to be reduced.

These dimmer switches have not been designed for use with LED lamps. However, they may be suitable for some good quality LED lamps. For further information please contact the Click Technical support team.

**Maximum Wattage:** 1 Gang: 1000W, 2 Gang: 1630W

**Back Box Depth:** Up to 400W: 25mm, 630W: 47mm **Cable Size:** 2 x 1.5mm<sup>2</sup>

**Dimensions:** 1 Gang (88mm x 88mm x 1.3mm\*), 2 Gang (146mm x 88mm x 1.3mm\*) \*Excluding gasket



# Switches

Toggle Switches

**define**<sup>®</sup>



421



422



423



424



MD9125

## 10AX Intermediate Toggle Switch Module

MD9125 10AX Intermediate Toggle Switch Module

### Module Finish

CH - Chrome

PN - Pearl Nickel

BN - Black Nickel

### Plate Finish

Chrome

Pearl Nickel, Brushed Steel  
& Stainless Steel

Black Nickel

## Toggle Switches

421	10AX 1 Gang 2 Way Toggle Switch
422	10AX 2 Gang 2 Way Toggle Switch
423	10AX 3 Gang 2 Way Toggle Switch
424	10AX 4 Gang 2 Way Toggle Switch

**Standards:** BSEN60669

**Back Box Depth:** 35mm Minimum **Cable Size:** 2 x 2.5mm<sup>2</sup> / 4 x 1.5mm<sup>2</sup>

**Dimensions:** 1 Gang (88mm x 88mm x 1.3mm\*), 2 Gang (146mm x 88mm x 1.3mm\*) \*Excluding gasket

Define plates are coated stainless steel, they are available in the following finishes: Brushed Steel (BS), Black Nickel (BN), Pearl Nickel (PN), Polished Chrome (CH) and Stainless Steel (SS). **Understanding the code:** **FP** - Plate Style **BN** - Plate Finish **011** - Product No. **BK** - Insert Colour.

## Power Socket Outlets, Fused Connection Units & Control Switches

13A Wall Socket Outlets | Round Pin  
Wall Socket Outlets | Fused Connection Units  
Fan Isolation Switches | DP Switches

With the ever increasing demand for power supplies in all areas of the home comes the problem of selecting and fitting outlets which blend harmoniously with the décor of the room in which they are to be fitted.

The 5 different DEFINE plate finishes offer a solution for almost every possible design need and will enhance the décor of any area whether in a kitchen, bedroom, lounge or study etc...



# Power Socket Outlets

**define**<sup>®</sup>

Round Pin Socket Outlets | UK 'Ingot' Switched Socket Outlets




535



038



536



039

## 13A 'Ingot' Switched Socket Outlets

535	13A 1 Gang DP Switched Socket
536	13A 2 Gang DP Switched Socket

## Round Pin Socket Outlets

038	5A Round Pin Socket Outlet
039	2A Round Pin Socket Outlet

**Standards:** BS1363, BS546 **Cable Size:** 2A and 5A: 2x 2.5mm<sup>2</sup> / 3x 1.5mm<sup>2</sup> 13A: 4x 2.5mm<sup>2</sup>

**Back Box Depth:** 038, 039: 25mm Minimum. 535, 536: 35mm Minimum

**Dimensions:** 1 Gang (88mm x 88mm x 1.3mm\*), 2 Gang (146mm x 88mm x 1.3mm\*) \*Excluding gasket

Define plates are coated stainless steel, they are available in the following finishes: Brushed Steel (BS), Black Nickel (BN), Pearl Nickel (PN), Polished Chrome (CH) and Stainless Steel (SS). **Understanding the code:** FP - Plate Style BN - Plate Finish 011 - Product No. BK - Insert Colour.



550



551



552



553



750



751



752



753

#### 13A 'Ingot' Fused Connection Units with Flex Outlet

550	13A FCU With Flex Outlet
551	13A FCU DP Switched With Flex Outlet
552	13A FCU DP Switched With Flex Outlet & Neon
553	13A FCU With Flex Outlet And Neon

#### 13A 'Ingot' Fused Connection Units without Flex Outlet

750	13A FCU
751	13A FCU DP Switched
752	13A FCU DP Switched & Neon
753	13A FCU With Neon

**Standards:** BS1363 and BS1362 (fuse)

**Back Box Depth:** 35mm Minimum **Cable Size:** 1 x 10mm<sup>2</sup> or 4 x 2.5mm<sup>2</sup>

**Dimensions:** 1 Gang (88mm x 88mm x 1.3mm\*), 2 Gang (146mm x 88mm x 1.3mm\*) \*Excluding gasket

# Control Switches

**define**<sup>®</sup>

'Ingot' Fan Isolation Switches | 'Ingot' 20A Switches with/without Flex Output



520



522



523



722



723

## Fan Isolation 'Ingot' Switch

520 10A 3 Pole Fan Isolation Switch

This Product Is Not Modular

## 20A DP 'Ingot' Switch with Optional Flex Outlet (11mm Dia.)

522 20A DP 'Ingot' Switch with Flex Outlet

523 20A DP 'Ingot' Switch with Flex Outlet & Neon

## 20A DP 'Ingot' Switch (without Flex Outlet)

722 20A DP 'Ingot' Switch

723 20A DP 'Ingot' Switch with Neon

3 Pole And 20A DP Switches Are Non-Modular

**Standards:** BSEN60669

**Back Box Depth:** 25mm Minimum **Cable Size:** 1 x 2.5mm<sup>2</sup> / 2 x 1.5mm<sup>2</sup> **20A:** 1 x 10mm<sup>2</sup> / 4 x 2.5mm<sup>2</sup>

**Dimensions:** 1 Gang (88mm x 88mm x 1.3mm\*), 2 Gang (146mm x 88mm x 1.3mm\*) \*Excluding gasket

Define plates are coated stainless steel, they are available in the following finishes: Brushed Steel (BS), Black Nickel (BN), Pearl Nickel (PN), Polished Chrome (CH) and Stainless Steel (SS). **Understanding the code:** **FP** - Plate Style **BN** - Plate Finish **011** - Product No. **BK** - Insert Colour.



200



201



202



204



203



205

### 45A Switches & Socket Outlets

- 200 1 Gang 45A DP Switch
- 201 1 Gang 45A DP Switch With Neon
- 202 2 Gang 45A DP Switch
- 203 2 Gang 45A DP Switch With Neon
- 204 45A Cooker Control Unit + 13A DP Switched Socket
- 205 45A Cooker Control Unit + 13A DP Switched Socket & Neons

**Standards:** BSEN60669, BS4177

**Back Box Depth:** 47mm Minimum **Cable Size: 45A:** 1 x 16mm<sup>2</sup>

**Dimensions:** 1 Gang (88mm x 88mm x 1.3mm\*), 2 Gang (146mm x 88mm x 1.3mm\*) \*Excluding gasket

# Control Switches

define®

'Ingot' 45A Switches | 'Ingot' Cooker Control Units



500



501



502



504



505



503

## 45A 'Ingot' Switches & Socket Outlets

500	'Ingot' 1 Gang 45A DP Switch
501	'Ingot' 1 Gang 45A DP Switch With Neon
502	'Ingot' 2 Gang 45A DP Switch
503	'Ingot' 2 Gang 45A DP Switch With Neon
504	'Ingot' 45A Cooker Control Unit + 13A DP Switched Socket
505	'Ingot' 45A Cooker Control Unit + 13A DP Switched Socket & Neons

**Standards:** BSEN60669, BS4177

**Back Box Depth:** 47mm Minimum **Cable Size:** 45A: 1 x 16mm<sup>2</sup>

**Dimensions:** 1 Gang (88mm x 88mm x 1.3mm\*), 2 Gang (146mm x 88mm x 1.3mm\*) \*Excluding gasket

Define plates are coated stainless steel, they are available in the following finishes: Brushed Steel (BS), Black Nickel (BN), Pearl Nickel (PN), Polished Chrome (CH) and Stainless Steel (SS). **Understanding the code:** **FP** - Plate Style **BN** - Plate Finish **011** - Product No. **BK** - Insert Colour.



100



060



061

### Blank Plates

- 060 1 Gang Blank Plate
- 061 2 Gang Blank Plate

All blank plates supplied with black and white gaskets where applicable.

### Dual Voltage Shaver Socket Outlet

- 100 115V/230V Dual Voltage Shaver Socket Outlet

CLICK dual voltage shaver outlets incorporate a double wound isolating transformer rated 20Va at 230V or 115V and meets BS EN 61558-2-5: 1998 making it safe for use in bathrooms.

Shaver outlet is not continuously rated and therefore not suitable for use as a permanent charging outlet.

**Standards:** 100: BSEN61558

**Back Box Depth:** 100: 47mm min. **Cable Size:** 100: 2 x 1.5mm<sup>2</sup> / 1 x 2.5mm<sup>2</sup>

**Dimensions:** 1 Gang (88mm x 88mm x 1.3mm\*), 2 Gang (146mm x 88mm x 1.3mm\*) \*Excluding gasket



## TV, Telephone & Data Sockets

RJ11 Outlet | RJ45 Outlets | UK Telephone outlets  
Satellite Socket Outlets | Coaxial Sockets

The following pages contain details of DEFINE products designed to deal with handling data and media transfer through telephone, computer, TV or radio.

As well as the finished products please also find details of unfurnished mounting plates designed to accept custom selections of New Media modules from our dedicated **MODULES** brochure.





115



118



120



121

#### RJ11 Outlet

115 Single RJ11 Flush Socket - Ireland/USA

#### RJ45 Outlets

117 Single RJ45 Flush Socket

118 Twin RJ45 Flush Socket

#### UK Telephone Outlets

120 Single Telephone Socket - Master

121 Twin Telephone Socket - Master

125 Single Telephone Socket - Secondary

126 Twin Telephone Socket - Secondary

Twin outlets are 2 separate sockets and not internally linked together.

**Back Box Depth:** 25mm Minimum **Termination Type:** IDC  
**Dimensions:** 1 Gang (88mm x 88mm x 1.3mm\*) \*Excluding gasket

# TV & Satellite

**define**<sup>®</sup>

Non-Isolated Coaxial Socket | Satellite Socket Outlets | Isolated Coaxial Socket | Signal Outlet Plates



156



157



158



159

## Satellite Socket Outlets

156 Non-Isolated Single Satellite Socket

157 Isolated Satellite & Isolated Coaxial Socket

Isolated outlets will filter out any interference, if a 2 way signal is required, i.e. for use with satellite hard wire extensions, then a non-isolated outlet is required.

## Non-Isolated Coaxial Socket

065 Single Non-Isolated Coaxial Socket

066 Twin Non-Isolated Coaxial Socket

## Isolated Coaxial Socket

158 Single Isolated Coaxial Socket

159 Twin Isolated Coaxial Socket

**Back Box Depth:** 25mm Minimum

**Dimensions:** 1 Gang (88mm x 88mm x 1.3mm\*) \*Excluding gasket

Define plates are coated stainless steel, they are available in the following finishes: Brushed Steel (BS), Black Nickel (BN), Pearl Nickel (PN), Polished Chrome (CH) and Stainless Steel (SS). **Understanding the code:** **FP** - Plate Style **BN** - Plate Finish **011** - Product No. **BK** - Insert Colour.



311



312



310




See our dedicated New Media brochure for more information on the range of New Media Modules available.



MM410BK



MM405WH



MM501BK



MM440BK

### New Media plates

- 310<sup>1</sup> 1 Gang Plate Single Aperture (Unfurnished)
- 311 1 Gang Plate Twin Aperture (Unfurnished)
- 312 2 Gang Plate Quad Aperture (Unfurnished)

All plates supplied with black and white gaskets where applicable.

<sup>1</sup>Excludes BN Finish

Selecting from a range of module inserts covering all manner of media transfer, the installer will now be able to configure their own arrangement of tv, radio or satellite reception, plus speaker, telephone and data outlets. All modules can be inserted into single or double wall plates, fitted onto standard switch and socket boxes.

**Back Box Depth:** Dependant on module used

**Dimensions:** 1 Gang (88mm x 88mm x 1.3mm<sup>2</sup>), 2 Gang (146mm x 88mm x 1.3mm<sup>2</sup>) \*Excluding gasket

# Galvanised Boxes

**define**<sup>®</sup>

Galvanised Steel Boxes | Longer Fixing Screws



WA092



SP640




WA094



WA095



WA099



WA102

## Longer Fixing Screws

SP640BN 40mm Long Screws (bag of 100)

SP640CH 40mm Long Screws (bag of 100)

Screws available in Black Nickel (BN) and Chrome (CH) .

## Galvanised Steel Boxes

WA092 1 Gang 16 Deep Galvanised Steel K.O. Box

WA093 1 Gang 25mm Deep Galvanised Steel K.O. Box

WA094 2 Gang 25mm Deep Galvanised Steel K.O. Box

WA095 1 Gang 35mm Deep Galvanised Steel K.O. Box

WA096 2 Gang 35mm Deep Galvanised Steel K.O. Box

WA097 1 Gang 47mm Deep Galvanised Steel K.O. Box

WA098 2 Gang 47mm Deep Galvanised Steel K.O. Box

WA099 1+1 Dual Accessory Box - 35mm Deep

WA102 1+2 Dual Accessory Box - 35mm Deep

For the complete range of back boxes see Essentials page k4.



WA106P



WA107P



GA100



WA4135



WA4247

### Cavity Wall Dry Lining Boxes

- WA087P 1 Gang 35mm Deep Dry Lining Box
- WA088P 2 Gang 35mm Deep Dry Lining Box
- WA106P 1 Gang 47mm Deep Dry Lining Box
- WA107P 2 Gang 47mm Deep Dry Lining Box
- WA108P Circular Ceiling Dry Lining Box

### 'Ezylink' Dry Lining Box connector

- GA100 'Ezylink' Dry Lining Box Connector

For the complete range of back boxes see Essentials page k4.

### FlameGuard Cavity Wall Dry Lining Boxes

- WA4135 1 Gang 35mm Deep Dry Lining Box
- WA4235 2 Gang 35mm Deep Dry Lining Box
- WA4147 1 Gang 47mm Dry Lining Box
- WA4247 2 Gang 47mm Dry Lining Box

FlameGuard back boxes have been tested and conform to both fire and acoustic BS EN standards. Fire: BS EN 1363-1: 1999 & BS EN 1364-1: 1999 Acoustic: BS EN ISO 140-3: 1995 & BS EN ISO 717-1: 1997. Complies with Building Regulations Fire tested up to 90 minutes with the capability of the boxes being mounted back to back.