

-PowerBreaker-

AFDD Range with RCBO (Arc Fault Detection Device)

B Curve

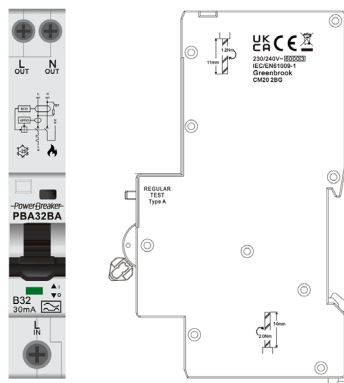
The PowerBreaker range of circuit protection devices are designed and tested for use with PowerBreaker Consumer Units.

Type A

- Provides protection against AC earth fault currents and pulsating DC currents, whether suddenly applied or slowly increasing.

- + Rated Short Circuit Capacity 6kA
- + 1 Pole RCBO + Switch Neutral
- + Operational Characteristics Type A, 30mA
- + Instantaneous Tripping B Curve

Type B curve is used for the protection of circuits with equipment that have Low surge currents.



Protection Area	
Fault Type	Detected by Integrated
Short Circuit	MCB
Overload	MCB
Residual Current	RCD
Series Arcing Fault	AFD
Parallel Arcing Fault	AFD
Parallel Arcing Fault to PE	RCD
Over Voltage	AFD

	PBA06BA	PBA10BA	PBA16BA	PBA20BA	PBA25BA	PBA32BA	PBA40BA
Rated Residual Current	6A	10A	16A	20A	25A	32A	40A
Pack Quantity	1						
Barcode	5012739 654428	5012739 654435	5012739 654442	5012739 654459	5012739 654466	5012739 654473	5012739 654480

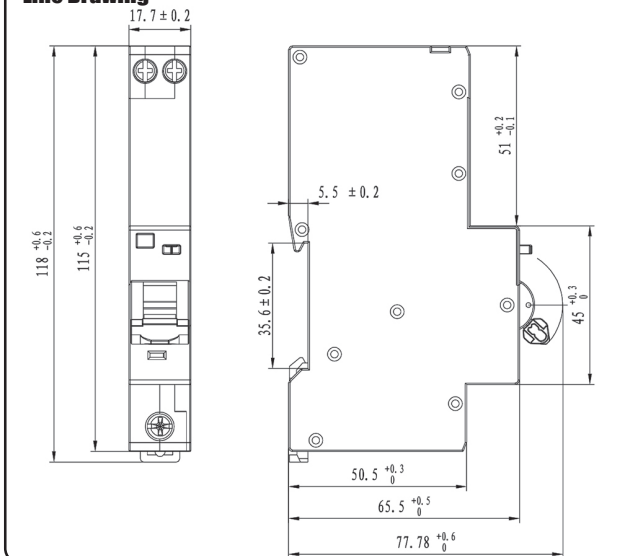
AFDD RCBO: Red LED Status Indication

Constant Lit	Device Operational
1 Flash/Sec ► 10 Sec	Series or Parallel Arc Fault
2 Flash/Sec ► 10 Sec	Over Voltage >275V
5 Flash/Sec	Self-Test Failure
Not Lit	No Supply Voltage

Consult Instruction leaflet for further information

TECHNICAL INFORMATION	
Arc Fault Detection	Yes
Number of Poles	1 Pole + switched Neutral
Rated Voltage (Un)	240VAC
Rated Residual Current	30mA
Type of Residual Current	Type A
Rated Non-tripping Current	0.5
Rated Frequency	50/60Hz
Rated Short-Circuit Capacity	6kA
Tripping Characteristics	Type B
Energy Limiting Class	3
Index of Protection	IP20
Terminals	Pillar type 1 –25mm ²
Mechanical Endurance	>10,000 times
Electrical Endurance	>4,000 times
Bus Bar Thickness	0.8 to 2mm
Ambient Temperature	- 25°C to +45°C
Storage Temperature	- 35°C to +60°C
Torque (Recommended minimum tightening)	2.5 Nm
Dielectric strength	2500V
Din Rail Mounting	Yes
Guarantee	3 Years
Conforms To	BS EN 61009-1 BS EN 62606

Line Drawing



NOTE: These devices **MUST** be installed by a qualified electrician in accordance with the latest wiring regulations (BS7671).

GREEN BROOK
ELECTRICAL

Tel: 01279 772 772
Fax: 01279 422 007
Email: sales@greenbrook.co.uk
www.greenbrook.co.uk



Rev4 10.06.22

TECHNICAL DATA SHEET

-PowerBreaker-

AFDD Range with RCBO (Arc Fault Detection Device)

C Curve

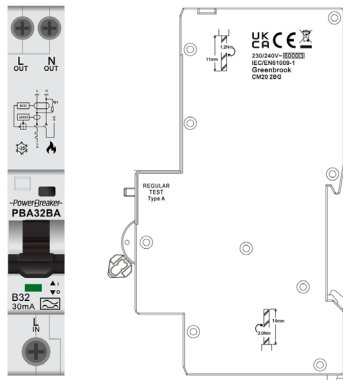
The PowerBreaker range of circuit protection devices are designed and tested for use with PowerBreaker Consumer Units.

Type A

- Provides protection against AC earth fault currents and pulsating DC currents, whether suddenly applied or slowly increasing.

- + **Rated Short Circuit Capacity 6kA**
- + **1 Pole RCBO + Switch Neutral**
- + **Operational Characteristics Type A, 30mA**
- + **Instantaneous Tripping C Curve**

Type C curve is used for the protection of circuits with equipment that have High surge currents.



Protection Area	
Fault Type	Detected by Integrated
Short Circuit	MCB
Overload	MCB
Residual Current	RCD
Series Arcing Fault	AFD
Parallel Arcing Fault	AFD
Parallel Arcing Fault to PE	RCD
Over Voltage	AFD

	PBA06CA	PBA10CA	PBA16CA	PBA20CA	PBA25CA	PBA32CA	PBA40CA
Rated Residual Current	6A	10A	16A	20A	25A	32A	40A
Pack Quantity	1						
Barcode	5012739 654497	5012739 654503	5012739 654510	5012739 654527	5012739 654534	5012739 654541	5012739 654558

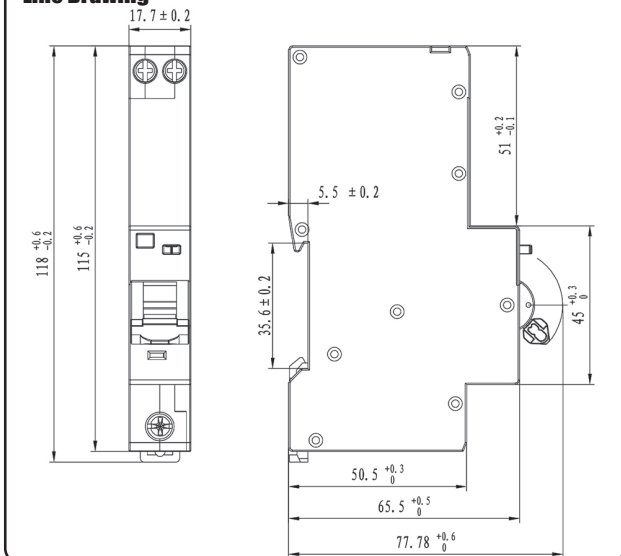
AFDD RCBO: Red LED Status Indication

Constant Lit	Device Operational
1 Flash/Sec ► 10 Sec	Series or Parallel Arc Fault
2 Flash/Sec ► 10 Sec	Over Voltage >275V
5 Flash/Sec	Self-Test Failure
Not Lit	No Supply Voltage

Consult Instruction leaflet for further information

TECHNICAL INFORMATION	
Arc Fault Detection	Yes
Number of Poles	1 Pole + switched Neutral
Rated Voltage (Un)	240VAC
Rated Residual Current	30mA
Type of Residual Current	Type A
Rated Non-tripping Current	0.5
Rated Frequency	50/60Hz
Rated Short-Circuit Capacity	6kA
Tripping Characteristics	Type C
Energy Limiting Class	3
Index of Protection	IP20
Terminals	Pillar type 1 –25mm ²
Mechanical Endurance	>10,000 times
Electrical Endurance	>4,000 times
Bus Bar Thickness	0.8 to 2mm
Ambient Temperature	- 25°C to +45°C
Storage Temperature	- 35°C to +60°C
Torque (Recommended minimum tightening)	2.5 Nm
Dielectric strength	2500V
Din Rail Mounting	Yes
Guarantee	3 Years
Conforms To	BS EN 61009-1 BS EN 62606

Line Drawing



NOTE: These devices **MUST** be installed by a qualified electrician in accordance with the latest wiring regulations (BS7671).

GREEN BROOK
ELECTRICAL

Tel: 01279 772 772
Fax: 01279 422 007
Email: sales@greenbrook.co.uk
www.greenbrook.co.uk



Rev4 10.06.22

TECHNICAL DATA SHEET