

H4 Pro

Adjustable fire-rated, colour switchable and lumen switchable downlight with easy-fit connector

Features

IP rating	IP65
CSP Switchable	CCT Switchable
Tiltable	Yes
UGR	28
Dimmable Option	Yes
LED Lifetime	70,000h L70
CRI	80 Ra
SDCM	3 SDCM
Emergency Option	Yes

Installation information

Install Connector Type	Easy-fit connector
Insulation Coverable	All insulation
Cut Out Size	Ø 69-72mm
UK Bathroom Zone	1
Inrush Current	1A 7.5ms
Construction Material	Mild steel / V0 rated plastic
Maximum ceiling thickness	40 mm
Weight	270g
Maximum Ambient Temperature	40°C
SELV	Yes
UK Building Regulations	Part B, C, E, P & L
Ceiling Joist Approvals	Solid timber, I-Joist and Metal Web
Electric Class (1, 2, 3)	2

Photometrics @ 25°C

Product code	Finish	W	Colour	Beam	lm	lm/W	lx @ 1m
DLE5295500	Bezel sold separately	5W	2700K	55°	550	110	554
DLE5295500	Bezel sold separately	5W	3000K	55°	650	130	654
DLE5295500	Bezel sold separately	5W	4000K	55°	650	130	654
DLE5295500	Bezel sold separately	7W	2700K	55°	750	107	755
DLE5295500	Bezel sold separately	7W	3000K	55°	850	121	856
DLE5295500	Bezel sold separately	7W	4000K	55°	850	121	856
DLE5295500EM	Bezel sold separately	5W	2700K	55°	550	110	554
DLE5295500EM	Bezel sold separately	5W	3000K	55°	650	130	654
DLE5295500EM	Bezel sold separately	5W	4000K	55°	650	130	654
DLE5295500EM	Bezel sold separately	7W	2700K	55°	750	107	755
DLE5295500EM	Bezel sold separately	7W	3000K	55°	850	121	856
DLE5295500EM	Bezel sold separately	7W	4000K	55°	850	121	856

Product not suitable for exterior use, please use H2 Pro Extreme.



01604 495 151
collingwoodlighting.com

collingwoodled
 /collingwoodlighting
 collingwoodlighting

Guarantee

7 year extended warranty

Features & benefits

Colour switchable between 2700K, 3000K and 4000K

Wattage switchable between 5W or 7W

Insulation coverable

20° adjustable downlight

Compatible with twist and lock bezels

High efficacy of 130lm/W

Compatible with Collingwood smart system

Emergency option available

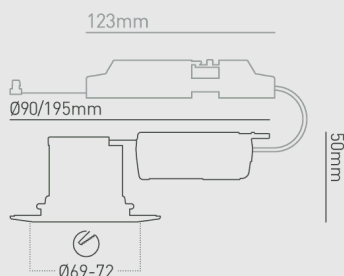
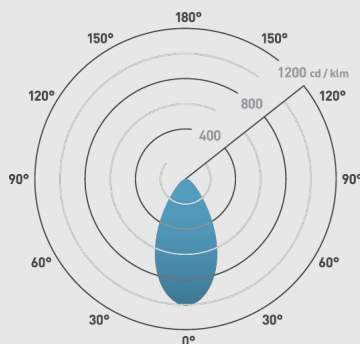
2 part, push fit, loop in/ loop out connector

Flexible driver position for lower profile

Light source
energy efficiency:



Beam angle: 55°



Wiring information

Cable / Flying Lead	0.15m
Cable Required for Connector	Push-fit terminal for: Twin & Earth (6242Y 2x1.5mm ²) or 3-core cable (R02V 3x1.5mm ²)
Type of Wiring Required	Parallel

LED driver

N/A (integrated SELV driver)	220-240V	N/A	Yes	N/A	N/A	N/A
------------------------------	----------	-----	-----	-----	-----	-----




Accessories

DLCVT110	Downlight Converter Plate	Sold Separately
DLCONVERT70	Downlight Converter Plate	Sold Separately
DM298FP	Faceplate Dimmer	Sold Separately
DM298GRID	Grid Dimmer	Sold Separately
Collingwood Smart System	Range available to turn the ordinary extraordinary	Sold Separately
H4 Pro Bezels	Twist & lock system makes changing bezels quick, clean and easy	Sold Separately
LEDEP11	Emergency kit	Sold Separately



collingwood

01604 495 151
collingwoodlighting.com

-  collingwoodled
-  /collingwoodlighting
-  collingwoodlighting

H4 Pro

The H4 Pro downlight is one of a kind. The lumen output and the colour temperature can be changed via switches on the driver. This flexibility is valuable and offers peace of mind that you have a downlight that is capable of fulfilling the requirements of the majority of installations. The H2 Pro has a 7 year extended warranty, along with 70,000 hours of LED lifetime, it is a fit and forget solution.