

JC72302EM/1-10V

Skytile Surface Emergency

Skytile Surface Linear IP20 1500mm LED 60W 4700K 1-10V Dimmable
Emergency

Features & Benefits

- Outperforms 2x58W T8 fluorescent
- Secure anti-tamper design
- Shallow design
- ideal for lower mounting heights
- Easy to clean wipeable surface
- 1.5m wire suspension kit available



CLASS I



RATING



WARRANTY



BEAM



DIMMABLE



CRI:RA



EMERGENCY

General Information

Mounting

Surface Mounted

Trade Name

Skytile Surface Linear

Environment

Indoor

Suitable For Zones

Outside zone 2

Product Group

LED - Surface

Color Finish

White

Product Shape

Rectangular

Product Range

Skytile Surface

Overall Dimensions

1500 x 300 x 54 mm

Length (mm)

1500

Width (mm)

300

Height (mm)

54

Product Weight(kg)

7.8

Light Source

LED

Light Source Features

Cool White

Luminaire Accessories

Suspension kit (JC71311)

Recommended Product Location

Commercial / Retail Applications

Method Of Fix

Screws & Rawl Plugs or conduit mounting

Distance From Lighted Object

0.3 metres

IP Rating	IP20
Origin of manufacturer	Made in China
Warranty	2 years standard warranty extends to 5 years when registered within the first year of purchase (2 year on batteries) (See Website for terms and conditions)
Dimming Protocol Compatibility	1-10V
Driver Manufacturer	3AAA
LED Manufacturer/Type	Hongli/4014
Lighting Product Type 1	Linear Lighting
Lighting Product Type 2	Surface Light
Lighting Product Type 3	Emergency Lighting

Electrical

Voltage Rating	220-240
Primary Running Current(Amp)	0.29-0.41
Inrush current(Amps)	38A
Operating Frequency Hz	50/60Hz
Secondary running current(mA)	1500
Constant Current or Constant Voltage	CC
Luminaire Circuit Wattage	60
Class	I
Total Harmonic Distortion (THD)%	5
EMC Compliant (EN55015)	Yes
Power Factor Correction	0.98
Input Electrical Connections	S/L.E.N.UnS/L terminal
Dimmable	1-10V

Emergency Data

LOR % in Emergency Mode	6
Inverter PFC	0.8

Battery Data

Battery Specification	3.6V/4AH Nicd
Nominal Battery Current	4000mA
Charge Current	160mA
Recharge Time	24h

Thermals

Thermal Cut Out	yes
Operating Temperature Range °C	-20 to +50

Performance Data

LED Life (Hours)	36000
Hours life stated is an indication of expected L70 chip and light output calculations when operating in optimum conditions.	

Product warranty period supports the full product during the term given. The L70 hours expectancy is not correlated with the full product warranty term, nor is it a representation of lumen depreciation during the warranty period.

Energy Rating	This product contains a light source of energy efficiency class
	G
Actual Lumen Output	5100
Lumens Per Circuit Watt	85
Color Rendering Index	80-89
CRI: Ra	80
Correlated Color Temperature	4700K
Beam Angle °	120
LOR (Light Output Ratio) %	100
Photometry Available	Yes

Construction


Primary Material	Aluminium
Inner Diffuser	PMMA
Heat Sink	Aluminium
Driver Housing	Polycarbonate

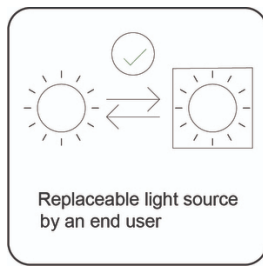
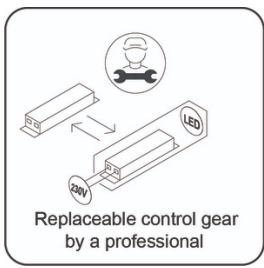
Packaging

Product Packaged Weight(kg)	8.9
Quantity Per Outer Carton	2
Product Bar Code EAN-13 Number	5052544101106
Outer carton Bar Code ITF-14 Number	15052544101103

Standards & Approvals

Manufactured In Accordance To	BS EN 60598-2-1,2-22
CE Marked	Yes
UKCA Marked	Yes
Date code/Purchase order No.	Yes
WEEE Symbol	Yes
Certificate Of Conformity	Available on request
Accredited Members	LIA, ISO9001-2015, ISO14001-2015





JCC Lighting LTD, Lux Park, Chichester Business Park, City Fields Way, Tangmere, Chichester, West Sussex, PO20 2FT.
Sales: 01243 838999 (8am to 5pm Monday to Friday) Fax: 01243 838998 | sales@jcc.co.uk | www.jcc.co.uk
Company Registration Number: 03044848 | VAT Number: 918544112

This document is uncontrolled if printed, all information is subject to change

Version 91 [14/03/2023]