

JC72301EMMW

Skytile Surface Emergency

Skytile Surface Linear IP20 1200mm LED 49W 4700K Microwave On/Off Emergency

Features & Benefits

- Outperforms 2x36W T8 fluorescent
- Secure anti-tamper design
- Shallow design
- ideal for lower mounting heights
- Easy to clean wipeable surface
- 1.5m wire suspension kit available



						
EMERGENCY	SENSING	WARRANTY	RATING	CRI:RA	CLASS I	BEAM

General Information

Mounting	Surface Mounted
Trade Name	Skytile Surface Linear
Environment	Indoor
Suitable For Zones	Outside zone 2
Product Group	LED - Surface
Color Finish	White
Product Shape	Rectangular
Product Range	Skytile Surface
Overall Dimensions	1200 x 300 x 54 mm
Length (mm)	1200
Width (mm)	300
Height (mm)	54
Product Weight(kg)	6.85
Light Source	LED
Light Source Features	Cool White
Luminaire Accessories	Suspension kit (JC71311)
Recommended Product Location	Commercial / Retail Applications
Method Of Fix	Screws & Rawl Plugs or conduit mounting
Distance From Lighted Object	0.3 metres

IP Rating	IP20
Origin of manufacturer	Made in China
Warranty	2 years standard warranty extends to 5 years when registered within the first year of purchase (2 year on batteries) (See Website for terms and conditions)
Driver Manufacturer	Lifud
LED Manufacturer/Type	Hongli/4014
Lighting Product Type 1	Linear Lighting
Lighting Product Type 2	Surface Light
Lighting Product Type 3	Emergency Lighting

Electrical

Voltage Rating	220-240
Primary Running Current(Amp)	0.27
Operating Frequency Hz	50/60Hz
Secondary running current(mA)	1200
Constant Current or Constant Voltage	CC
Luminaire Circuit Wattage	49
Class	I
Total Harmonic Distortion (THD)%	18
EMC Compliant (EN55015)	Yes
Power Factor Correction	0.9
Input Electrical Connections	S/L.E.N.UnS/L terminal
Dimmable	No

Emergency Data

LOR % in Emergency Mode	6
Inverter PFC	0.8

Battery Data

Battery Specification	3.6V/4AH Nicd
Nominal Battery Current	4000mA
Charge Current	160mA
Recharge Time	24h

Thermals

Thermal Cut Out	yes
Operating Temperature Range °C	-30 to +50

Performance Data

LED Life (Hours)	36000
Hours life stated is an indication of expected L70 chip and light output calculations when operating in optimum conditions. Product warranty period supports the full product during the term given. The L70 hours expectancy is not correlated with the full product warranty term, nor is it a representation of lumen depreciation during the warranty period.	

Energy Rating	This product contains a light source of energy efficiency class G
Actual Lumen Output	4200
Lumens Per Circuit Watt	86
Color Rendering Index	80-89
CRl: Ra	80
Correlated Color Temperature	4700K
Beam Angle °	120
LOR (Light Output Ratio) %	100
Photometry Available	Yes

Construction

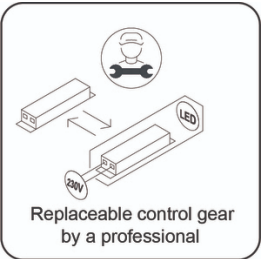
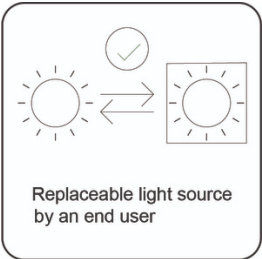
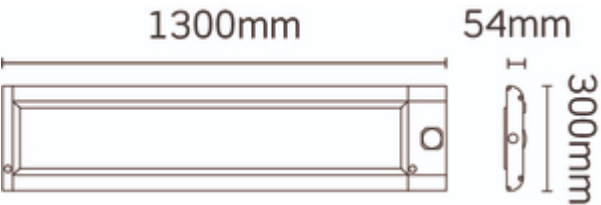
Primary Material	Aluminium
Inner Diffuser	PMMA
Heat Sink	Aluminium
Driver Housing	Polycarbonate

Packaging

Product Packaged Weight(kg)	7.35
Product Bar Code EAN-13 Number	5052544088483

Standards & Approvals

Manufactured In Accordance To	BS EN 60598-2-1,2-22
CE Marked	Yes
UKCA Marked	Yes
Date code/Purchase order No.	Yes
WEEE Symbol	Yes
Certificate Of Conformity	Available on request
Accredited Members	LIA, ISO9001-2015, ISO14001-2015



JCC Lighting LTD, Lux Park, Chichester Business Park, City Fields Way, Tangmere, Chichester, West Sussex, PO20 2FT.
Sales: 01243 838999 (8am to 5pm Monday to Friday) Fax: 01243 838998 | sales@jcc.co.uk | www.jcc.co.uk
Company Registration Number: 03044848 | VAT Number: 918544112

This document is uncontrolled if printed, all information is subject to change

Version 91 [14/03/2023]