



# JC070252

## RadiaLED Rapid Pro Slim

RadiaLED Rapid Pro Slim 8/12W IP65 3000/4000/5700K 250Ø Ph/Cell WH rim

### Features & Benefits

- Wattage selectable, 8W/12W
- Colour selectable, 3000K/4000K/5700K
- Unique, hinged LED gear tray design
- Up to 109 lpcW
- Cross range compatible plug & play emergency, microwave and photocell modules
- For use with RadiaLED® Rapid Pro and RadiaLED® Rapid Pro Slim



### General Information

Mounting

Trade Name

Environment

Suitable For Zones

Product Group

Color Finish

Product Shape

Product Range

IK Rating

Overall Dimensions

Height (mm)

Diameter (mm)

Light Source

Light Source Features

Method Of Fix

IP Rating

Wall/Ceiling

RadiaLED Rapid Pro Slim

Demanding

Zone 1

Bulkheads

White

Round

LED-Surface

08

250Ø x 69.3mm

69.3

250

LED

3 CCT

Screws and Rawl plugs

65

Origin of manufacturer	China
Warranty	5 Year Warranty (See Website for terms and conditions)
Driver Manufacturer	JCC
LED Manufacturer/Type	Juangdong/2835

## Electrical

Voltage Rating	220-240
Primary Running Current(Amp)	0.07
Inrush current(Amps)	<20
Operating Frequency Hz	50/60
Secondary running current(mA)	155/240
Constant Current or Constant Voltage	CC
Luminaire Circuit Wattage1	8
Luminaire Circuit Wattage2	12
Class	II
Output Voltage Max/Range (VDC)	40-60
Total Harmonic Distortion (THD)%	<20
EMC Compliant (EN55015)	Yes
Power Factor Correction	0.9
Input Electrical Connections	Live ,Neutral, Earth provision
Dimmable	No
Photocell/PIR compatable	Yes

## Thermals

Thermal Cut Out	Yes
Operating Temperature Range °C	-25 to + 50

## Performance Data

LED Life (Hours)*	54000
Energy Rating	This product contains a light source of energy efficiency class E
Actual Lumen Output1	800
Actual Lumen Output2	1300
Lumens Per Circuit Watt1	100
Lumens Per Circuit Watt2	108
Standard Deviation Colour Matching - SDCM	2.5 to 5
Color Rendering Index	80-89
CRI: Ra	80
Correlated Colour Temperature1	3000
Correlated Colour Temperature2	4000
Correlated Colour Temperature3	5700
Beam Angle °	120°
LOR (Light Output Ratio) %	100
Photometry Available	Yes

Controls and Sensors

Lux Settings

Daylight Sensor (On/Off) (NOT Daylight Harvesting)

Construction

Primary Material

Inner Diffuser

Driver Housing

Standards & Approvals

Manufactured In Accordance To

CE Marked

UKCA Marked

Date code/Purchase order No.

WEEE Symbol

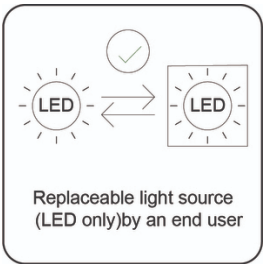
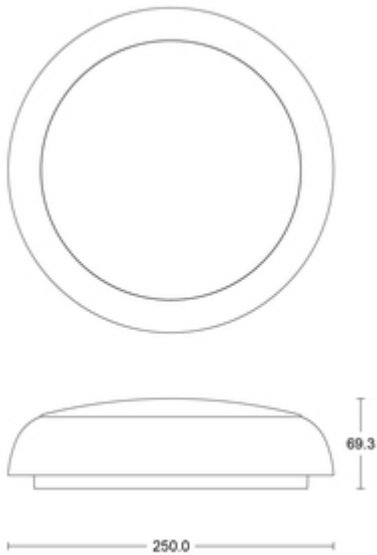
Certificate Of Conformity

Accredited Members

ON:5 lux/ Off: 55-105lux, ON:10 lux/ Off: 60-110lux,ON:25 lux/ Off: 75-125lux, ON:50 lux/ Off: 100-150lux, ON:100 lux/ Off: 150-250lux, ON:150 lux/ Off: 250-300lux, ON:200 lux/ Off: 250-400lux, Disable  
Yes

Polycarbonate  
Polycarbonate  
Polycarbonate

BS EN 60598-2-1  
Yes  
Yes  
Yes  
Yes  
Available on request  
LIA, ISO9001-2015, ISO14001-2015



\*Hours life stated is an indication of expected L70 chip and light output calculations when operating in optimum conditions. Product warranty period supports the full product during the term given. The L70 hours expectancy is not correlated with the full product warranty term, nor is it a representation of lumen depreciation during the warranty period.

---

JCC Lighting LTD, Lux Park, Chichester Business Park, City Fields Way, Tangmere, Chichester, West Sussex, PO20 2FT.

Sales: 01243 838999 (8am to 5pm Monday to Friday) Fax: 01243 838998 | [sales@jcc.co.uk](mailto:sales@jcc.co.uk) | [www.jcc.co.uk](http://www.jcc.co.uk)

Company Registration Number: 03044848 | VAT Number: 918544112

This document is uncontrolled if printed, all information is subject to change

Version 136 [26/03/2025]