

JC180012

ToughLED™ Pro Emergency

ToughLED™ Pro 1200mm 4ft Single 22W IP66 4000K MW On/Off EM WOP

Features & Benefits

- High efficiency up to 145 LpcW, IP66, IK10
- 90° Lock-in-place side clip design, keeps clips clear during installation
- Detachable 4 pin terminal block with multiple positions adjacent to all cable entry points
- Inbuilt loop-in/loop-out cable restraints to ensure that cables do not clash when closing the fixture
- Plug & play emergency & microwave sensor modules with optional remote control
- Ultra-wide surface mount bracket rail to enable flexibility to locate joists
- Wide body for retrofitting BESA conduit box mounting, with rear, side and end conduit entry points
- Unique rear IP66 gasket, sealing cable entry from within the fixture for surface mounting applications
- 4ft, 5ft, 6ft single and twin light outputs in both opal and prismatic diffuser options
- Microwave step dimmable, DALI and 1-10V dimmable options available
- 5-year extended warranty on fixture and batteries, which uses LifePO4 batteries for improved performance and life



General Information

Mounting	Surface or Suspended
Trade Name	ToughLED™ Pro
Environment	Suitable for exterior and interior applications
Suitable For Zones	Zone 1
Product Group	LED - Surface
Color Finish	Grey
Product Shape	Rectangular
Product Range	ToughLED™ Pro
IK Rating	IK10
Overall Dimensions	1270 x 96 x 81.3
Length (mm)	1270
Width (mm)	96
Height (mm)	81.3
Product Weight(kg)	1.89

Light Source	LED
Recommended product location	Wall or Ceiling Mount or suspended, suitable for a wide variety of applications. Including Warehouses/storage facilities. Car parks and manufacturing.
Distance from lighted object	0.3m
IP Rating	IP66
Origin of manufacturer	Made in China
Warranty	5 Year Warranty (5 years on batteries) (See Website for terms and conditions)
Driver manufacturer	JCC
LED manufacturer/type	BMTC/2835
Customs Tariff code**	9405494000

Electrical

Voltage Rating	220-240
Primary Running Current(Amp)	0.2
Inrush current(Amps)	20 @100us
Operating Frequency Hz	50/60Hz
Secondary running current(mA)	350
Constant Current or Constant Voltage	CC
Luminaire Circuit Wattage1	22
Class	I
Output Voltage Max/Range (VDC)	66VDC max
Total Harmonic Distortion (THD)%	<20
EMC Compliant (EN55015)	Yes
Power Factor Correction	0.9
Input Electrical Connections	Switch Live, Unswitched Live, Earth, Neutral
Dimmable	No

Emergency Data

Load Voltage(DC)	9-75
LOR % in Emergency Mode	11
Minimum Battery run time	3
Recharge Time	24 hours
Inverter PFC	0.5

Battery Data

Battery Specification	6.4V 1600mAh
Battery Type	LifePO4
Nominal battery current	220-25mA
Charge Current	250mA
Recharge Time	24 hours
Deep Discharge Protection	Yes
Battery Total Weight(kg)	0.084

Thermals

Thermal Cut Out	Yes
Operating Temperature Range °C	0 to +50

Performance Data

LED Life (Hours)*	54000
Energy Rating	This product contains a light source of energy efficiency class E
Actual Lumen Output1	2400
Lumens Per Circuit Watt1	109
Standard Deviation Colour Matching - SDCM	<5
Color Rendering Index	80-89
CRI: Ra	80
Correlated Colour Temperature1	4000K
Beam Angle °	120
LOR (Light Output Ratio) %	100
Photometry Available	Yes: available on request.

Controls and Sensors

Detection Range	4-7m (Installed at 3m high)
Installation Height	2.5-6 m
Power Consumption	0.5-1W
Detection area	25%(up to 1.5m)/50%(up to 3m)/75%(up to 4.5m)/100%(up to 6m) using DIP switch. Or 25%(up to 1.5m)/50%(up to 3m)/100%(up to 6m) using remote control
Detection angle	Ceiling mount 150°
Hold time	6 secs, 90 secs, 5 mins, 15 min(DIP switch) 5sec/90sec/5min/10min/15min or 30min/60min/3Hr/+∞(infinity)(remote control)
Lux settings	Disable, 5 Lux, 15 Lux, 50 Lux(DIP switch or remote control))
Microwave frequency	5.8 GHz ±74.9 MHz.ISM wave band
Transmitting power	0.5mW Max
Sensor Default settings	(factory default settings are: Detection area: 100%, Hold time: 5 secs, Daylight Sensor: Disabled)

Construction

Primary Material	Polycarbonate
Outer Diffuser	Polycarbonate
Driver Housing	Polycarbonate

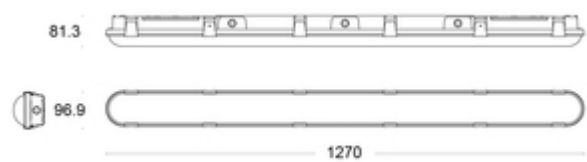
Packaging

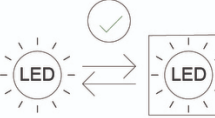
Product carton overall dimensions(cm)	127.5 x 10 x 8.5
Product Packaged Weight(kg)	2.10
Quantity Per Outer Carton	9

Outer carton(L)- cm	129
Outer carton(W)- cm	31.5
Outer carton(H)- cm	27
Outer carton Net weight- kg	18.86
Outer carton Gross weight- kg	19.66
Product Bar Code EAN-13 Number	5052544113338
Outer carton Bar Code ITF-14 Number	15052544113335

Standards & Approvals

Manufactured in accordance to	BS EN 60598:2015, 2-1, 2-22
CE Marked	Yes
UKCA Marked	Yes
Date code/Purchase order No.	Yes
WEEE symbol	Yes
Certificate Of Conformity	Available on request
Accredited Members	LIA, ISO9001-2015, ISO14001-2015






Replaceable light source
(LED only)by an end user



Replaceable control gear
by a professional





*Hours life stated is an indication of expected L70 chip and light output calculations when operating in optimum conditions. Product warranty period supports the full product during the term given. The L70 hours expectancy is not correlated with the full product warranty term, nor is it a representation of lumen depreciation during the warranty period.

**JCC Lighting Limited makes every effort to ensure that the Customs Tariff information in this document is timely and accurate. However, it's not possible for us to assure the absolute veracity and completeness of that information, as errors may occur. The placement of any inaccurate tariff information is completely unintentional. JCC Lighting Limited reserves the right, in its sole discretion, to correct any errors or omissions to the tariff code and to make any and all changes contained in this document at any time and without notice. It is the sole responsibility of the importer to ensure that the commodity code advised is correct for the products/goods being supplied by JCC Lighting Limited. JCC Lighting Limited does not assume any liabilities, losses, costs, and expenses arising out of or related to the importers use of this commodity code or the information related to the import of any JCC Lighting products.

JCC Lighting LTD, Lux Park, Chichester Business Park, City Fields Way, Tangmere, Chichester, West Sussex, PO20 2FT.
Sales: 01243 838999 (8am to 5pm Monday to Friday) Fax: 01243 838998 | sales@jcc.co.uk | www.jcc.co.uk
Company Registration Number: 03044848 | VAT Number: 918544112

This document is uncontrolled if printed, all information is subject to change

Version 308 [26/03/2025]