

Connect - Lighting control modules and plug-in connection centres

UltraLite CDW10U2UL Connection Centre

Connect UltraLite provides an efficient and cost-effective way to interconnect presence detectors and luminaires using industry-standard connectors. One or two detectors can be connected to up to ten luminaires depending upon the configuration required.

The UltraLite CD Box has been designed as a universal wiring solution. While it is compatible with an MLS Digital Managed Lighting System installation, the CD Box is not itself an MLS device and does not therefore give access to the full range of features offered by the MLS system.

UltraLite can be used for the following applications:

Presence Detection

One detector can control up to 10 luminaires or two detectors can control up to 5 luminaires each. The 7-way connectors facilitate the option for the addition of manual switching.


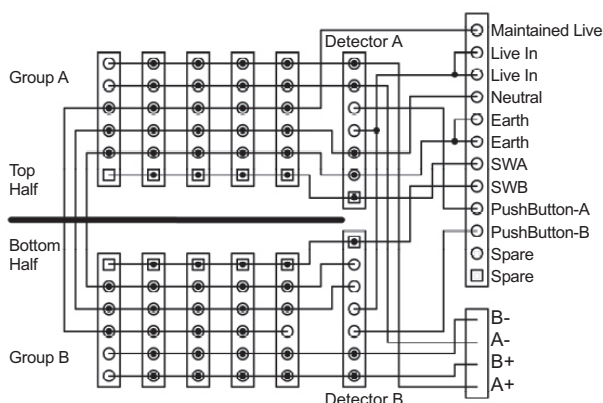
A range of detectors incorporating the facility for OneSwitch operation is available complete with 7-way connectors for 'plug and play' connection to the UltraLite CD Box (see overleaf for part numbers). Alternatively, a separate 7-way connector is available for the conversion of other detectors for use with the CDW10U2UL.

Local Switching Only

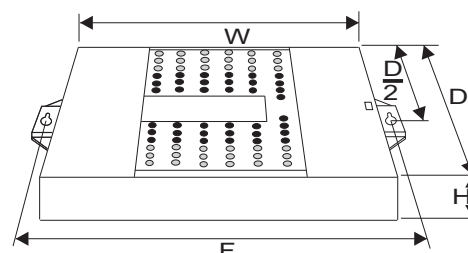
Luminaires may be switched via conventional on/off switches. One switch can switch up to 10 luminaires or two switches can switch up to 5 luminaires each.

Emergency lights may be tested by interrupting the maintained live supply using a suitable key-switch.

A simple wiring schematic showing internal connections follows:



Dimensions



Height = 50mm (108mm including plug and lead)

Width = 315mm (361mm including mounting feet)

Depth = 205mm

Fixing Centres = 340mm

Weight = 1.85kg

Technical Data

Operating Voltage: 230V 50Hz (UK & Europe)

Product Rating/Recommended Circuit Protection: 16 Amps

Maximum Load per Outlet: 6 Amps*

Maximum Total Load: 16 Amps*

Supply Terminal Capacity: 6.0mm² (2 x 2.5mm²)

Dimming Terminal Capacity: 4.0mm²

Case Material: Polycarbonate

Case Finish: Lightly textured light grey

* Note: These specifications relate to the product when used as a simple wiring device. When mains-switching presence detectors are used in conjunction with this equipment, it is the presence detectors which will normally dictate the maximum load. It is important to check, and not exceed, the specification of the current-switching presence detectors, which will typically be around 6 Amps.

Please check www.ex-or.com to ensure this is the most recent issue - Ref: D4126A

Part Numbers

CDW10U2UL UltraLite 10-way CD Box

Detectors:

MS1100PFSWCWL7 Bronze Series UltraLite LightSpot PIR switching detector - slimline flush
MS1200PFSWCWL7 Silver Series UltraLite LightSpot PIR switching detector - slimline flush
MS2000DFCWL7 Silver Series UltraLite LightSpot PIR detector for DSI ballasts - slimline flush
MS2000DALIFCWL7 Silver Series UltraLite LightSpot PIR detector for DALI ballasts - slimline flush
MLS2421DFCWL7* Gold Series UltraLite dual-output microwave detector for DSI ballasts - flush
MLS2421DALIFCWL7* Gold Series UltraLite dual-output microwave detector for DALI ballasts - flush
MLS2021DFCWL7* Gold Series UltraLite dual-output PIR detector for DSI ballasts - flush
MLS2021DALIFCWL7* Gold Series UltraLite dual-output PIR detector for DALI ballasts - flush

All the above detectors incorporate the facility for OneSwitch operation and are supplied with 3m cable and 7-way plug

** These products do not have MLS functionality and cannot be connected using an MLS cable.*

Luminaire Leads:

CPWL633 3m, 3-core, 6-pole GST 18/6 Plug & Ex-Or Latching Shell
CPWL635 5m, 5-core, 6-pole GST 18/6 Plug & Ex-Or Latching Shell
CPWL643 3m, 4-core, 6-pole GST 18/6 Plug & Ex-Or Latching Shell
CPWL645 5m, 4-core, 6-pole GST 18/6 Plug & Ex-Or Latching Shell
CPWL653 3m, 5-core, 6-pole GST 18/6 Plug & Ex-Or Latching Shell
CPWL655 5m, 5-core, 6-pole GST 18/6 Plug & Ex-Or Latching Shell

Plug & Latching Shell (for luminaire):

CPWL6 GST 18/6 Plug & Ex-Or Latching Shell

Emergency Luminaire Leads:

CPWL663 3m, 6-core, 6-pole GST 18/6 Plug & Ex-Or Latching Shell
CPWL665 5m, 6-core, 6-pole GST 18/6 Plug & Ex-Or Latching Shell

Plug & Latching Shell (for detector):

CPWL7 GST 18/7 Plug & Ex-Or Latching Shell

Ancillary Items

HP2000 MLS Digital Programmer
HP10** LightSpot Programmer
HC6 Two-button Hand-held Controller
HC5 Universal Hand-held Controller

*** The HP10 is not compatible with the MLS2421DFCWL7, MLS2421DALIFCWL7, MLS2021DFCWL7 or MLS2021DALIFCWL7.*